

# OCTOPUS DIGITAL LIMITED

7th Annual General Meeting  
Monday, 29 April 2024 at 10:00 AM



# zoom

## VIDEO CONFERENCING GUIDELINES





## Octopus Digital Limited - 7th Annual General Meeting

**Dear Sir / Madam,**

Members are encouraged to attend the AGM through video conference facility managed by the Company, the Annual General Meeting of Octopus Digital Limited also be conducted via Zoom video link.

### Prerequisites

- Each meeting has a unique 9, 10, or 11-digit number called a [meeting ID](#) that will be required to join a Zoom meeting
- If you are joining via telephone, you will need the [teleconferencing number](#) provided in the invite.

## Step # 1

To register for the webinar, click on the URL.

You are invited to a Zoom webinar.

When: April, 29, 2024 10:00 AM [Islamabad, Karachi, Tashkent](#)

Topic: Octopus Digital Limited 7th Annual General Meeting

Register in advance for this webinar:

[https://us06web.zoom.us/webinar/register/WN\\_delc1rIDQOa8CiqG\\_sSxhg](https://us06web.zoom.us/webinar/register/WN_delc1rIDQOa8CiqG_sSxhg)

After registering, you will receive a confirmation email containing information about joining the webinar.

## Step # 2

Register for the Webinar by entering your full name, your valid email address, your CNIC and folio number.

### Webinar Registration



Topic: Octopus Digital Limited 7th Annual General Meeting  
Time: April 29, 2024 10:00 AM in [Islamabad, Karachi, Tashkent](#)

\* Required information

First Name \*

Last Name \*

Email Address \*

Confirm Email Address \*

CNIC # \*

Folio # \*

Register

## ✓ Step # 3

You will receive an invitation via email containing a URL.  
Click on Meeting URL.

### Webinar Registration Approved

Topic Octopus Digital Limited 7th Annual General Meeting

Time April 29, 2024 10:00 AM Islamabad, Karachi, Tashkent

 [Add to calendar](#) ▾

To Join the Webinar [https://us06web.zoom.us/webinar/register/WN\\_delc1rIDQOa8CiqG\\_sSxhg](https://us06web.zoom.us/webinar/register/WN_delc1rIDQOa8CiqG_sSxhg) Join from a PC, Mac, iPad, iPhone or Android device:

To Cancel This Registration

You can [cancel](#) your registration at any time.

## ✓ Step # 4

A prompt will appear on your screen. Click on **“Download & run Zoom”**



Launching...

Please click Open Zoom Meetings if you see the system dialog.

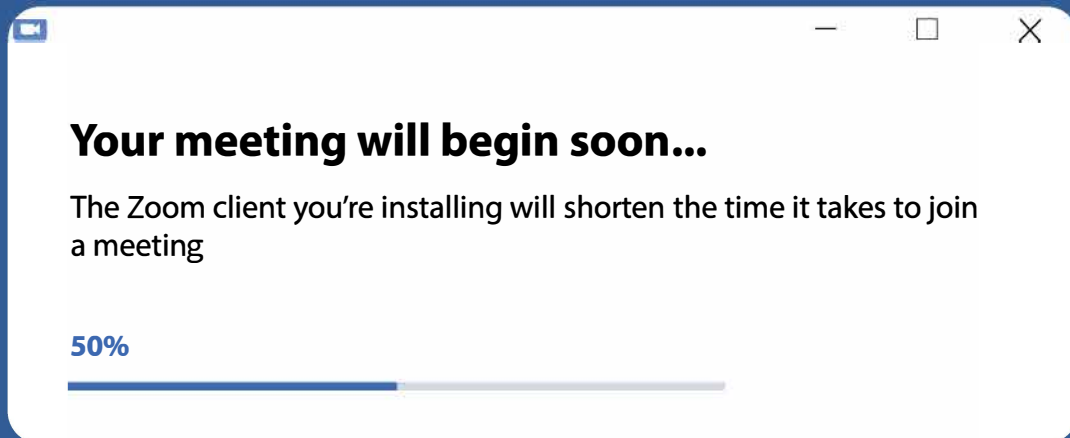
If nothing prompts from browser, [click here](#) to launch the meeting, or [download & run Zoom.](#)

## ✓ Step # 5

Zoom Application will be downloaded on your device.

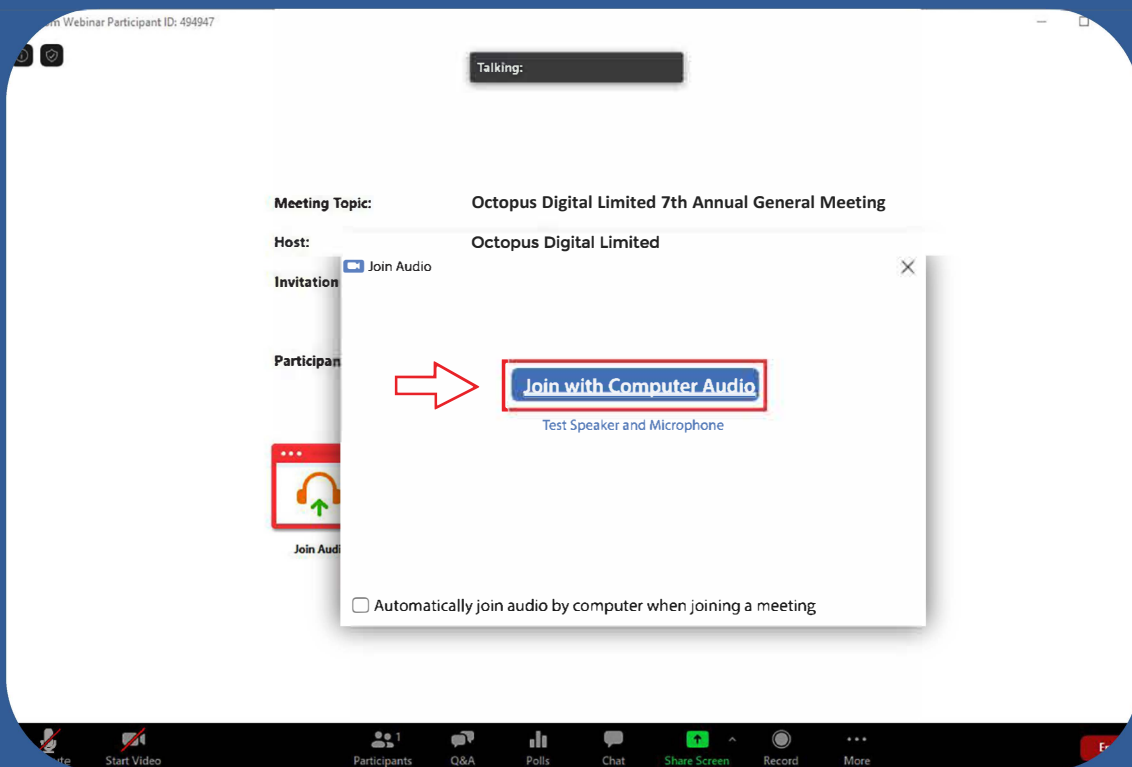
## ✓ Step # 6

Open the Application to start installation. Once the installation is complete, the Zoom application will launch automatically.



## ✓ Step # 7

You will see a prompt for 'Join Audio'. Click on **"Join Computer audio"**

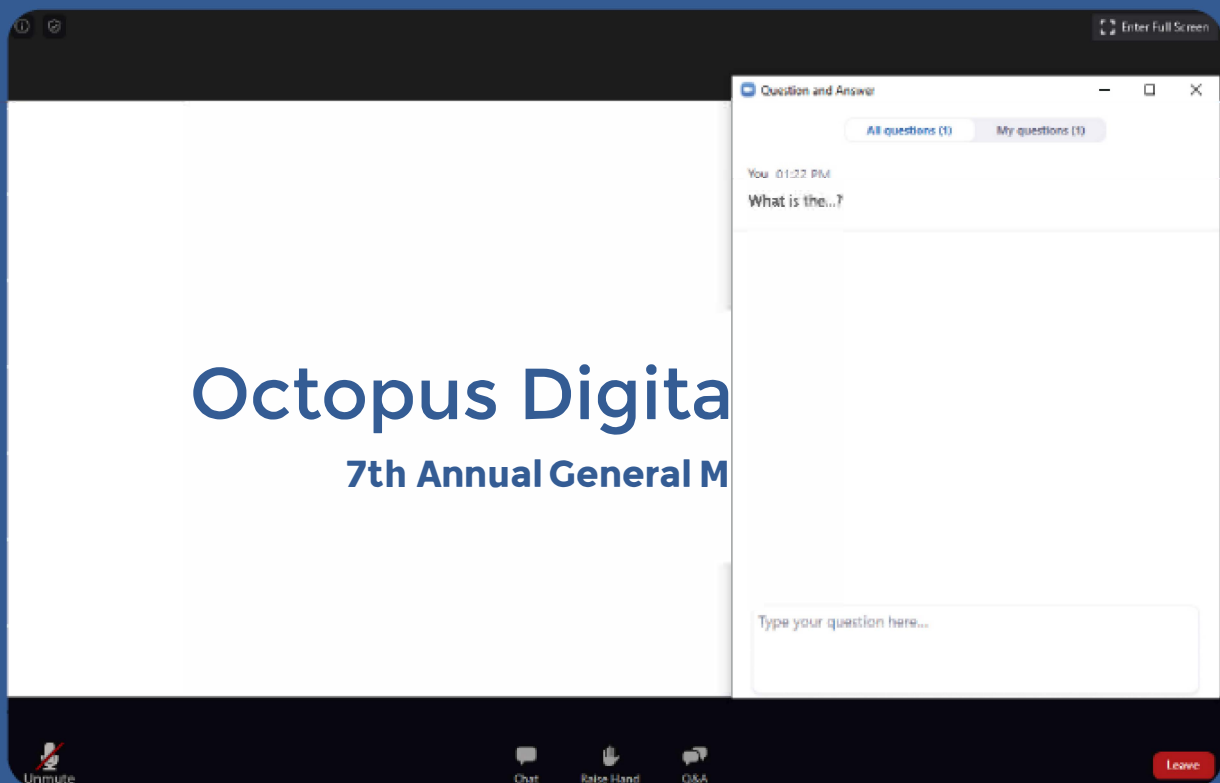
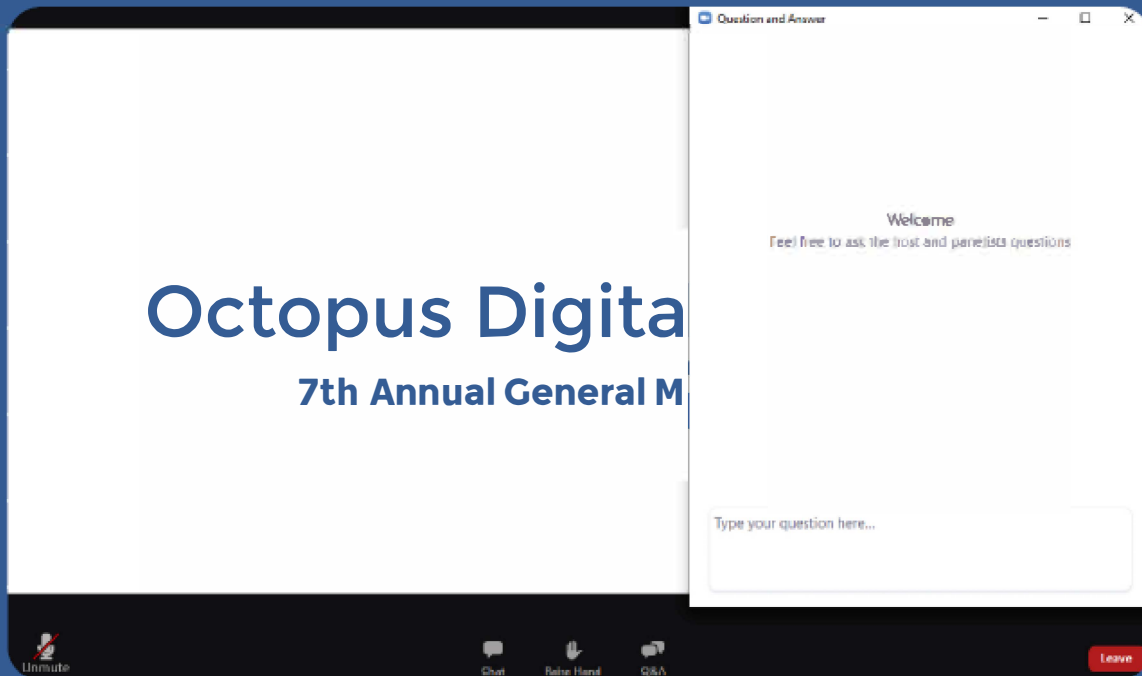


# Congratulations!

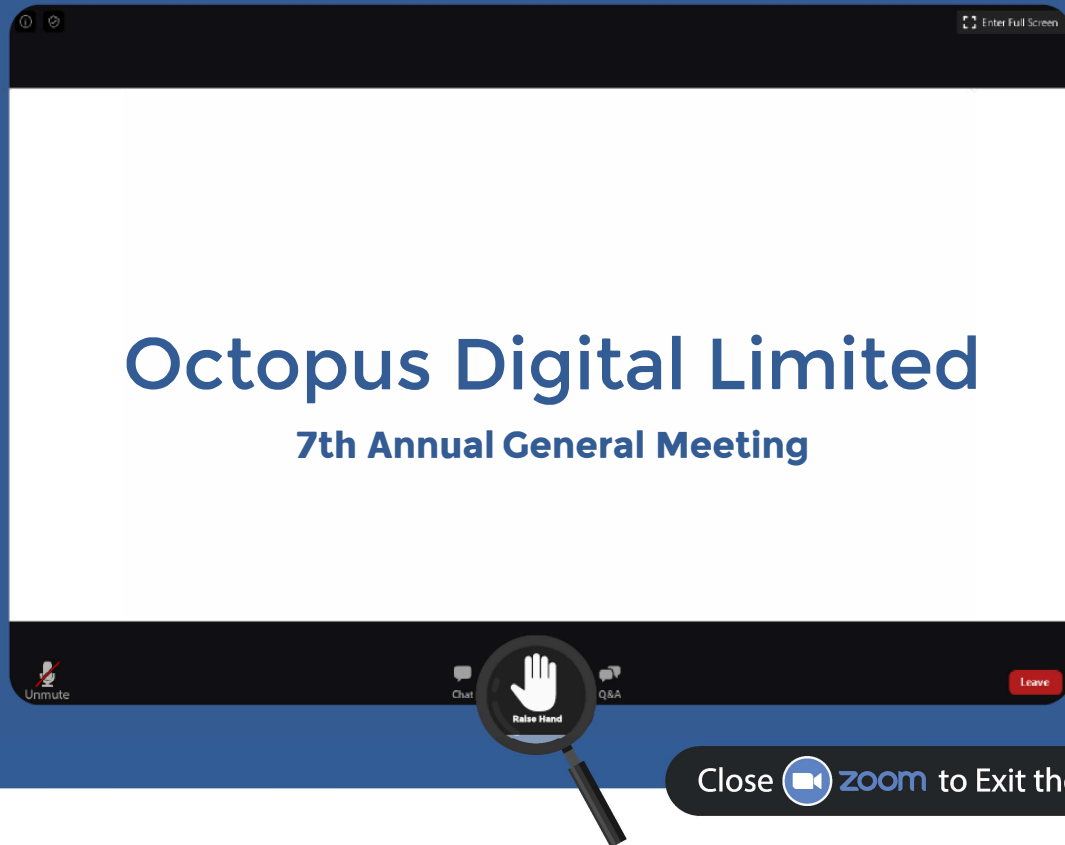
You've joined the meeting.



Click the 'Ask a Question' button if you have a query.  
A pop up box will appear where you can type your question.



All the mics will be muted by the presenter,  
If you need to ask a question, please press 'Raise Hand' and the  
presenter will unmute your mic.



## Useful Tips.

- Need to Ask a Question? Get the Presenter's attention by typing your question and then raising your hand for a quick response.
- To achieve a smooth flow of the webinar and ensure all questions are addressed in a timely manner, the presenters will reserve the right to mute/unmute the audience's mic.
- Please keep your questions relevant to the subject of the webinar

In case of queries and information, please contact [agm@octopusdtl.com](mailto:agm@octopusdtl.com)

Department of Marketing

**Octopus Digital Limited**