

OCTOPUS DIGITAL LIMITED


Extraordinary General Meeting

Friday, 22 December 2023 at 11:00 a.m



zoom

VIDEO CONFERENCING GUIDELINES





Octopus Digital Limited - Extraordinary General Meeting

Dear Sir/ Madam,

We hereby inform to our members that the **Extraordinary General Meeting** on **Friday, 22 December 2023 at 11:00 a.m** (Pakistan Standard Time) Via **Zoom Video Conference**.

Prerequisites

- Each meeting has a unique 9, 10, or 11-digit number called a meeting ID that will be required to join a Zoom meeting
- If you are joining via telephone, you will need the teleconferencing number provided in the invite.

✓ Step # 1

To register for the webinar, click on the URL.

You are invited to a Zoom webinar.

When: **Friday, 22 December 2023 at 11:00 a.m Islamabad, Karachi, Tashkent**

Topic: **Octopus Digital Limited - Extraordinary General Meeting**

Register in advance for this webinar:

https://us06web.zoom.us/webinar/register/WN_3KqJUO8KQR2OOWhk6ciycA#/registration

After registering, you will receive a confirmation email containing information about joining the webinar.

✓ Step # 2

Register for the Webinar by entering your full name, your valid email address, your CNIC and folio number.

Webinar Registration



Topic Octopus Digital Limited - Extraordinary General Meeting

Time Friday, 22 December 2023 at 11:00 a.m Islamabad, Karachi, Tashkent

* Required information

First Name *

Last Name *

Email Address *

Confirm Email Address *

CNIC # *


Folio # *

Register

✓ Step # 3

You will receive an invitation via email containing a URL.
Click on Meeting URL.

Webinar Registration Approved

Topic Octopus Digital Limited - Extraordinary General Meeting
Time Friday, 22 December 2023 at 11:00 a.m Islamabad, Karachi, Tashkent
 [Add to calendar](#) ▼

To Join the Webinar https://us06web.zoom.us/webinar/register/WN_3KqJU08KQR2OOWhk6ciycA#/registration

Join from a PC, Mac, iPad, iPhone or Android device:

To Cancel This Registration

You can [cancel](#) your registration at any time.

✓ Step # 4

A prompt will appear on your screen. Click on **“Download & run Zoom”**



Launching...

Please click Open Zoom Meetings if you see the system dialog.

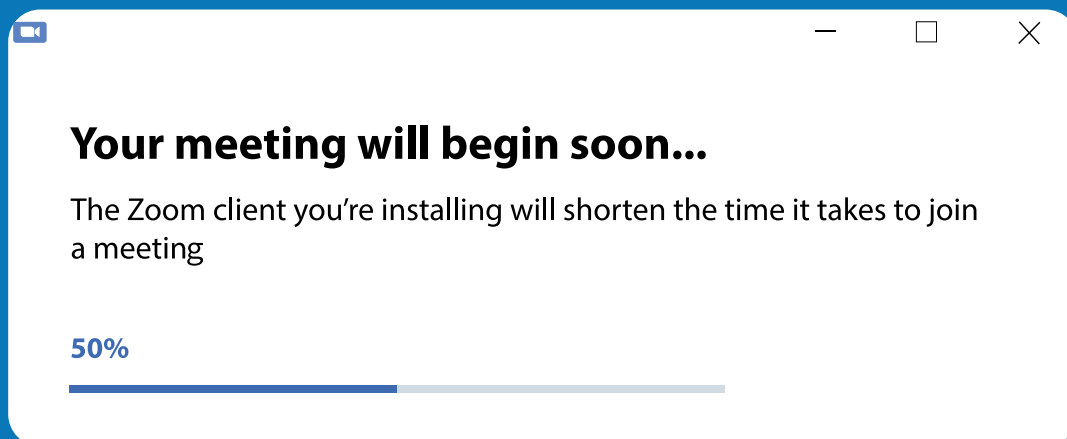
If nothing prompts from browser, [click here](#) to launch the meeting, or [download & run Zoom.](#)

✓ Step # 5

Zoom Application will be downloaded on your device.

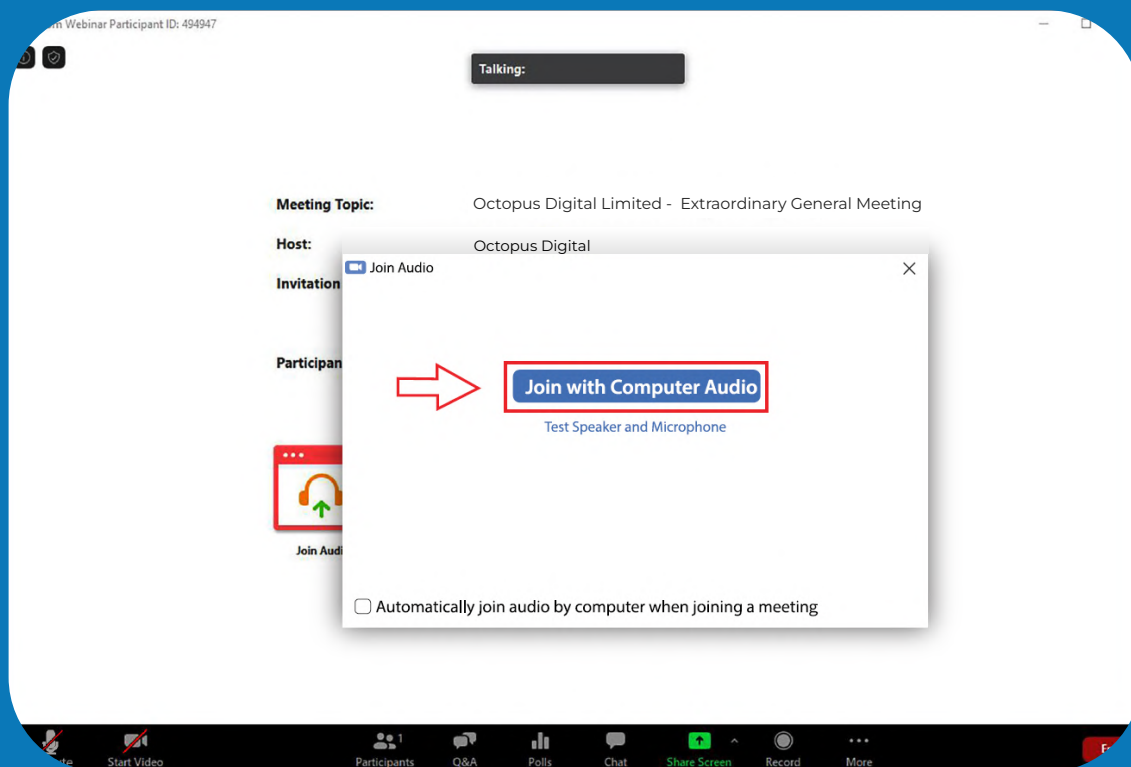
✓ Step # 6

Open the Application to start installation. Once the installation is complete, the Zoom application will launch automatically.



✓ Step # 7

You will see a prompt for 'Join Audio'. Click on "Join Computer audio"

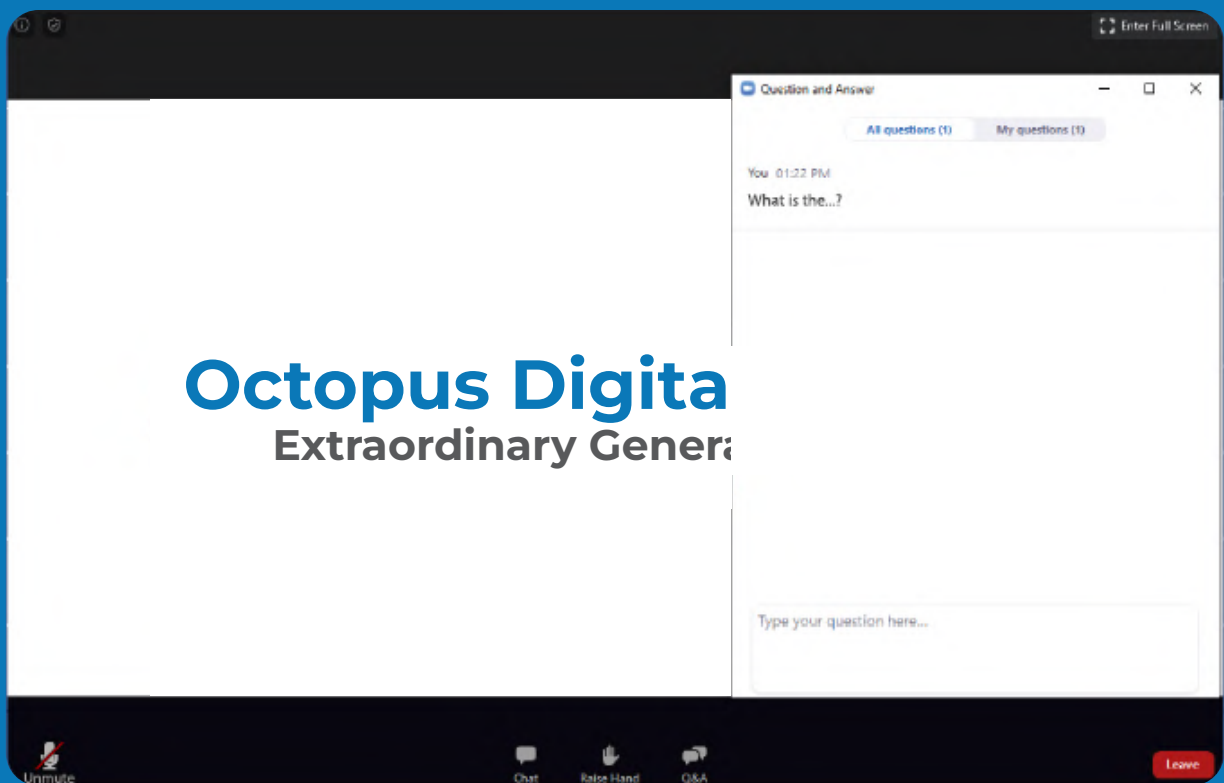
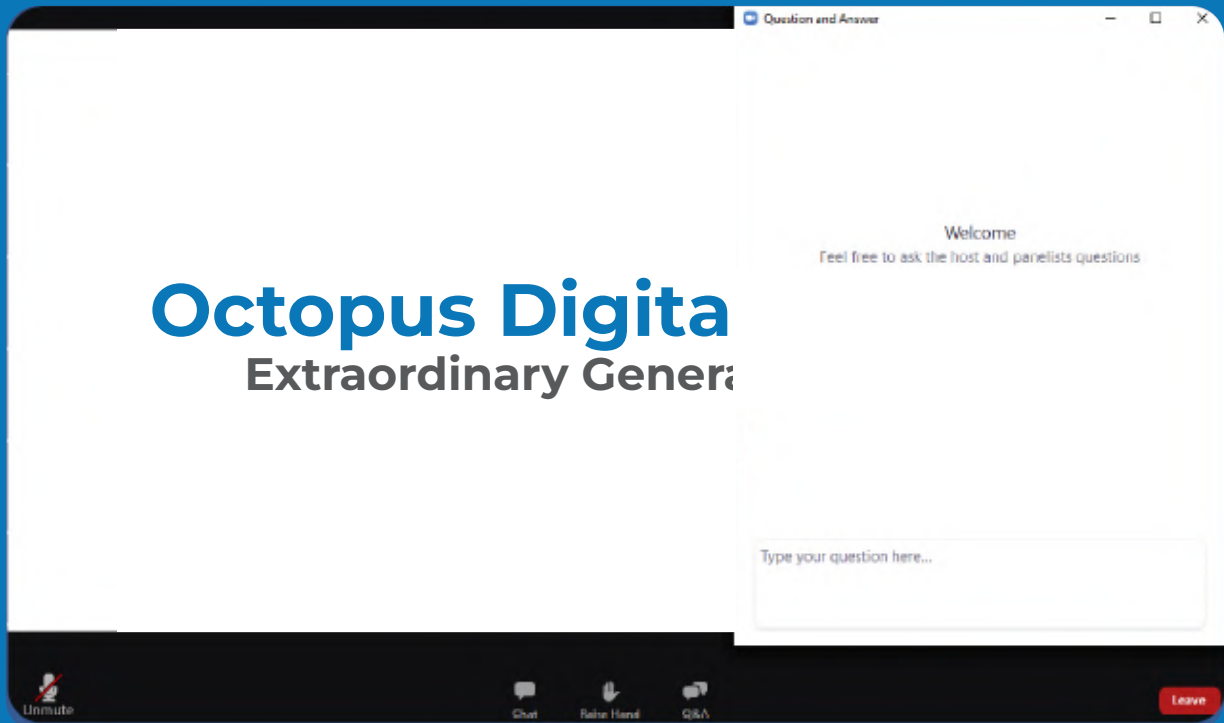


Congratulations!

You've joined the meeting.



Click the 'Ask a Question' button if you have a query.
A pop up box will appear where you can type your question.



All the mics will be muted by the presenter,
If you need to ask a question, please press 'Raise Hand' and the
presenter will unmute your mic.



Useful Tips.

- Need to Ask a Question? Get the Presenter's attention by typing your question and then raising your hand for a quick response.
- To achieve a smooth flow of the webinar and ensure all questions are addressed in a timely manner, the presenters will reserve the right to mute/unmute the audience's mic.
- Please keep your questions relevant to the subject of the webinar

In case of queries and information, please contact agm@octopusdtl.com or marketing@octopusdtl.com

OCTOPUS
DIGITAL